



Panoramic Slide and Pivot Door

The most innovative patio door system, designed from the ground up, the Panoramic Slide and Pivot patio door system is a completely new type of folding door.

Our innovative design provides a more versatile operation that is easier to install and use. With the addition of eeCore™ Technology, you will benefit from better thermal efficiency all year round

- Thermally efficient - Whole Door U values as low as 1.6W/m²K achievable
- Independently moving panes
- Hidden hinges
- Bottom track supported, reducing the cost of engineering a structural support at the lintel
- Over 200 RAL colour options available including dual colour
- Stock colours available in White, Black, Anthracite Grey (RAL 7016 MATT) & Textured Anthracite Grey
- Available with an attractive internal hardwood finish in either White Oak or Mahogany
- Available tested to Security Standard PAS 24:2012
- Multipoint hookbolt locking fitted as standard
- 10 Year guarantee on frames

Opening Possibilities

- Inward or Outward opening
- No limit to the quantity of door sashes possible as long as each sash is within the maximum recommended opening sizes (see below) An additional swing door can be added for doors with 6 or more leaves.

Weather & Security Ratings


Wind Resistance:	BS EN 12210:2000 A3
Water Tightness:	BS EN 12208:2000 3A
Air Permeability:	BS EN 12207:2000 Class 3 300pa
Security Test:	PAS 24: 2012

Sash Size Limitations


- 1000mm Wide x 2400mm High or
- 850mm Wide x 3000mm High

Options


- Handles available in : White, Black, Polished Chrome or Satin, Graphite, Polished Gold
- Multiple Cill Threshold options -shown on right of page
- Interior Solid Wood available in Mahogany & White Oak
- Ultion 3* Cylinder Upgrades
- Magnetic & Solar Powered Integral Blinds



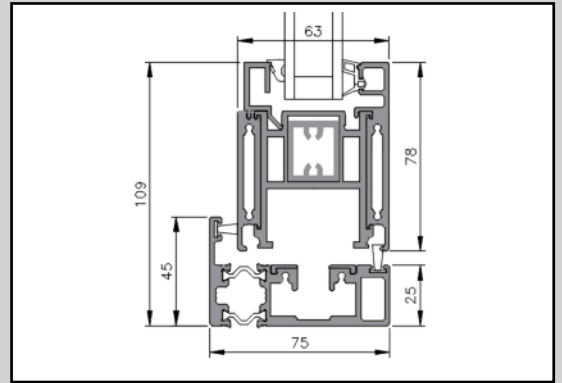
Mahogany



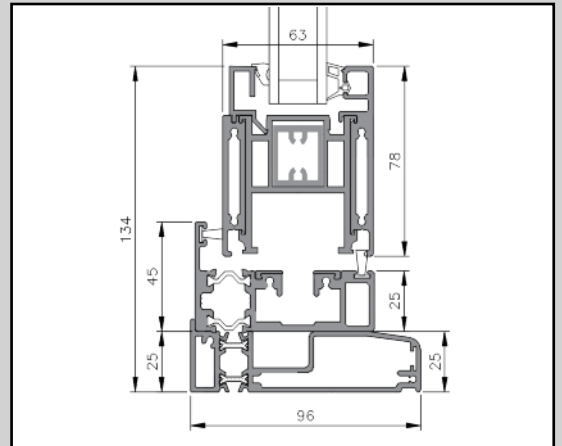
White Oak



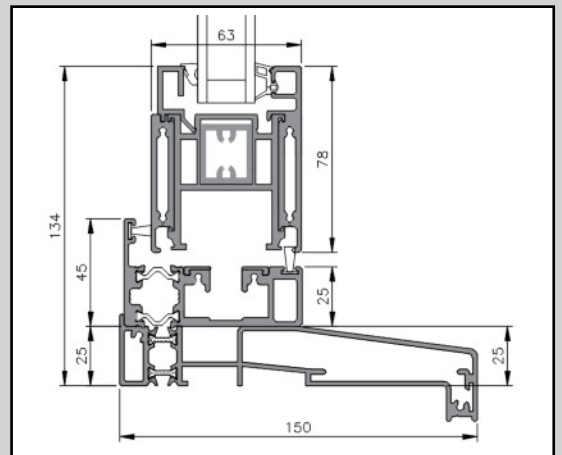
Standard Threshold Option



96mm Cill Option



150mm Cill Option



174mm Cill Option

